


B-339



Name	Start	End	Duration	Scale	Units	Min	Max	Avg	Std Deviation
CYLINDER B PRESSURE	5/8/2024 6:54:22 AM	5/8/2024 3:26:32 PM	08:32:09.131	-30 - 300		-25.71	149.91	23.52	56.57
CYLINDER B TEMP	5/8/2024 6:54:22 AM	5/8/2024 3:26:32 PM	08:32:09.131	0 - 300		140.29	204.4	188.72	14.48
CHARGE NO CYL B	5/8/2024 6:54:22 AM	5/8/2024 3:26:32 PM	08:32:09.131	0 - 20,000		0	339	275.01	131.62

Amerities South LLC 4359 Hwy 278 Hope AR71801

REVISED

File # 342. Cyl - B Start Time - 5/15/2024 9:19:10 AM End Time - Thu May 09 2024 08:29:30 PM
 Start Gal 51,508 Gallons Used 1,202 Media Creosote Solution lbGal 9.1 Elaps Time 08:33
 End Gal 53,266 Total LBS Used 10,938 Tot CF 1,795 Bolton Speci NONE
 Press Tk Sirt 5,712 Gage Retention 6.09 Gallons to inject 1179 Bolton MC% for WR 0
 Press Tk End 2,751 Target Ret 6 Bolton Gallons 40,464
 Process **LOWERY** Work Tank #: 1 Program Name / Comment DOUG FIR

Operations	Set point	Actual	Time in Seq	Step Mode	Operator
Pres Tank Full	5500	5,712		Hand	
Bolton Vacuum	0	1			STARTING OPERATOR
Bolton Fill Time			00:00	Auto	
Bolton Time	0		00:01	Hand	CHRIS
Bolton Gallons	0	0			ENDING OPERATOR
Bolton Temp	0	141			
Bolton Drain Time			00:00	Hand	
Initial Air	0	1	00:00	Hand	PAUL HOLLIS
Fill Cylinder			06:13	Hand	
Temp Recovery Dwell	10		00:09	Hand	Material drippage stopped
Temp Recovery Temp	200	195			
Press Max P	150	140			
Press Time	90		162:43	Hand	Time _____
Press Gal -	1179	2,751			Date _____
Press Tmp	200	207			
Exp Bath Vac	-21	0.00			Removed by _____
Exp Bath Time	360		31:42	Auto	
Exp Bath Tmp	220	220			
Drain Time			00:00	Hand	
Final Vac	-21	-21	00:00	Hand	
Final Vac Tm	60		00:00	Hand	
F Drain Time			00:10	Auto	

03:23

Tally Comment :

Operator log comment

Excess Treat Time 00:00

Supervisor _____


Plant Mgr. _____

I#	CUSTOMER	DESCRIPTION	PCS - U	UNITS	TPCS	CF-itm
1	GF	3x10x14 DF	48	1	48	139.680008
2	GF	4x8x20 DF	48	1	48	159.84
3	GF	12x12x14 DF	16	1	16	224
4	GF	12x12x16 DF	4	1	4	64
5	GF	12x12x30 DF	12	1	12	360
6	GF	4X12X20 DF	48	1	48	319.68
7	GF	4x12x24 DF	48	1	48	384
8	GF	3x12x12 DF	48	1	48	144
0	0					
0	0					
0	0					
0	0					
0	0					
0	0					
0	0					
0	0					
0	0					

272

Totals 272 1,795


B # 342



Legend

Name	Start	End	Duration	Scale	Units	Min	Max	Avg	Std Deviation
CYLINDER B PRESSURE	5/9/2024 11:47:55 AM	5/9/2024 7:51:25 PM	08:03:29.257	-30 - 300		-26.39	149.67	23.6	59.44
CYLINDER B TEMP	5/9/2024 11:47:55 AM	5/9/2024 7:51:25 PM	08:03:29.257	0 - 300		140.78	211.6	199.4	12.85
CHARGE NO CYL B	5/9/2024 11:47:55 AM	5/9/2024 7:51:25 PM	08:03:29.257	0 - 20,000		340	342	341.97	0.25

A #418



Legend

Name	Start	End	Duration	Scale	Units	Min	Max	Avg	Std Deviation
CYLINDER A PRESSURE	5/31/2024 3:01:05 PM	5/31/2024 8:41:35 PM	05:40:29.609	-30 - 300		-23.2	148.48	8.41	48.69
CYLINDER A TEMP	5/31/2024 3:01:05 PM	5/31/2024 8:41:35 PM	05:40:29.609	0 - 300		119.44	211.11	188.27	20.32
CHARGE NO CYLA	5/31/2024 3:01:05 PM	5/31/2024 8:41:35 PM	05:40:29.609	0 - 20,000		0	418	406.76	68.41